

GGP Update COVID19 Impacts and Year-End Projections

May 19, 2020

COVID19 Impacts

Dakota County COVID-19 Impacts – Budgeted Spending (Diverted to COVID-19)



Data as of 5/13/2020

	YTD Actuals	Forecast for Remainder of Year	Total YE Forecast
<i>Budgeted Spending (Diverted to COVID-19)</i>			
Sheriff/Public Health Payroll Costs**	2,512,153	15,353,960	17,866,113
All Other Dakota County Departments	1,084,793	3,182,751	4,267,544
Total Payroll Costs through 4/30/2020	\$ 3,596,946	\$ 18,536,711	\$ 22,133,657
Total Budgeted Spending Diverted to COVID-19	\$ 3,596,946	\$ 18,536,711	\$ 22,133,657

** Sheriff and Public Health revenues are net of State, Federal, and other Intergovernmental revenues that offset personnel costs

Dakota County COVID-19 Impacts – New Unbudgeted Spending Due to COVID-19



Data as of 5/13/2020

	YTD Actuals	Forecast for Remainder of Year	Total YE Forecast
<i>New Unbudgeted Spending Due to COVID- 19</i>			
Overtime	\$ 10,603	\$ 40,000	\$ 50,603
Capital - IT Costs	106,796	219,708	326,504
PPE, Cleaning Contract, Supplies	68,926	855,299	924,225
Facility Modifications (Physical Barriers)		150,000	150,000
Housing		1,600,000	1,600,000
Additional Emergency Shelter Housing Costs		1,500,000	1,500,000
Other	33,529	55,511	89,040
Total Unbudgeted COVID-19 Spending	\$ 219,854	\$ 4,420,518	\$ 4,640,372

Dakota County COVID-19 Impacts – Projected Revenue Shortfalls Due to COVID-19



Data as of 5/13/2020

YTD Actuals	Forecast for Remainder of Year	Total YE Forecast
		\$ 3,000,000
		TBD
		250,000
		2,040,000
		300,000
		5,590,000

Projected Revenue Shortfalls Due to COVID-19

Investment Earnings

Property Tax

Park Fees

Sales Tax

Mortgage/License Center Fees

Total Projected Revenue Shortfalls Due to COVID-19

Dakota County COVID-19 Impacts – Total Projected Impact



Data as of 5/13/2020

	YTD Actuals	Forecast for Remainder of Year	Total YE Forecast
Total Budgeted Spending Diverted to COVID-19	\$ 3,596,946	\$ 18,536,711	\$ 22,133,657
Total Unbudgeted COVID-19 Spending	\$ 219,854	\$ 4,420,518	\$ 4,640,372
Total Budgeted and Unbudgeted COVID-19 Spending	\$ 3,816,800	\$ 22,957,229	\$ 26,774,029
Total Projected Revenue Shortfalls Due to COVID-19			5,590,000
Total Projected Dakota County COVID-19 Impact			\$ 32,364,029

** Sheriff and Public Health revenues are net of State, Federal, and other Intergovernmental revenues that offset personnel costs

COVID-19 Related Grants

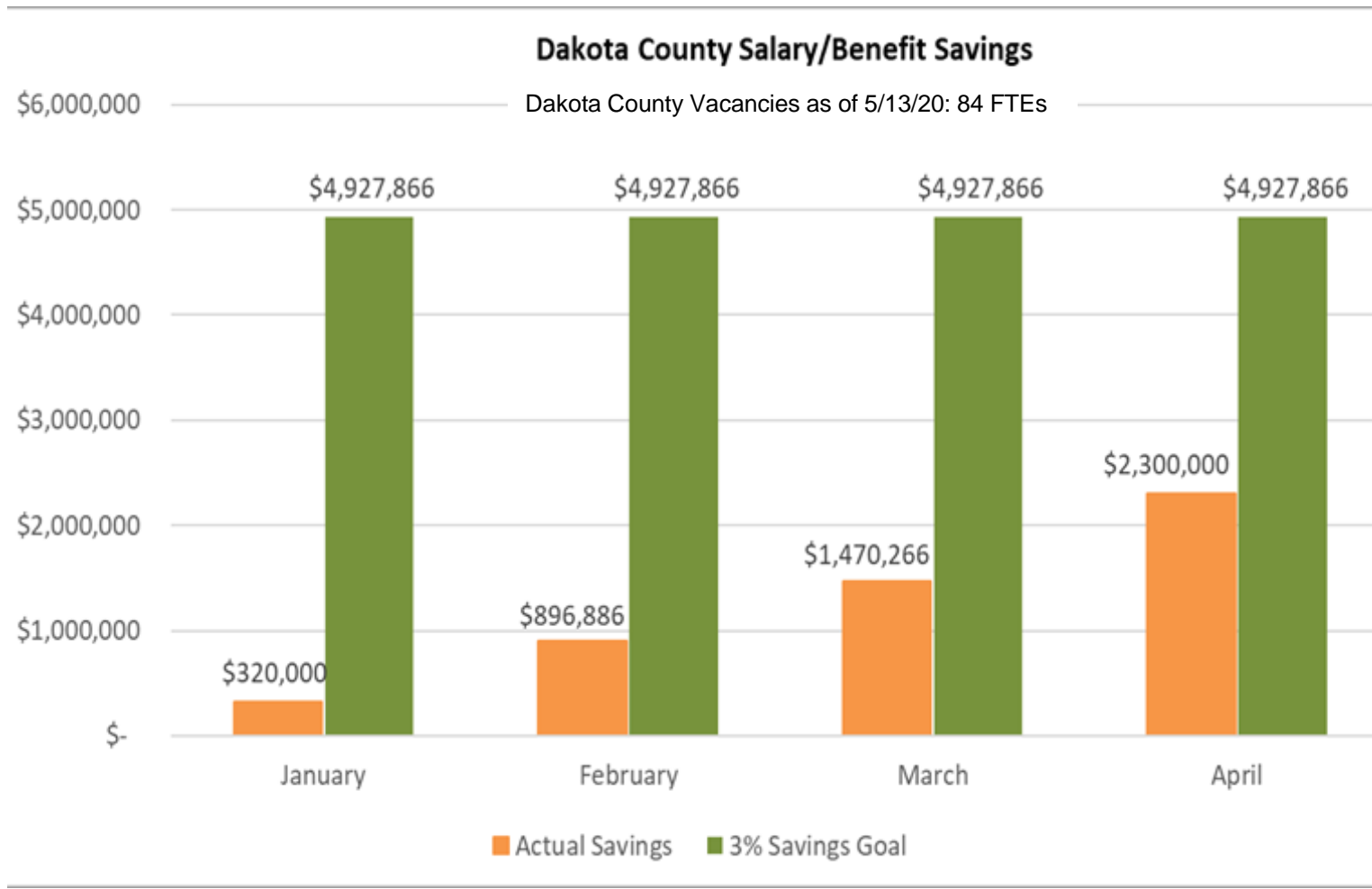


Efficient, Effective, Responsive

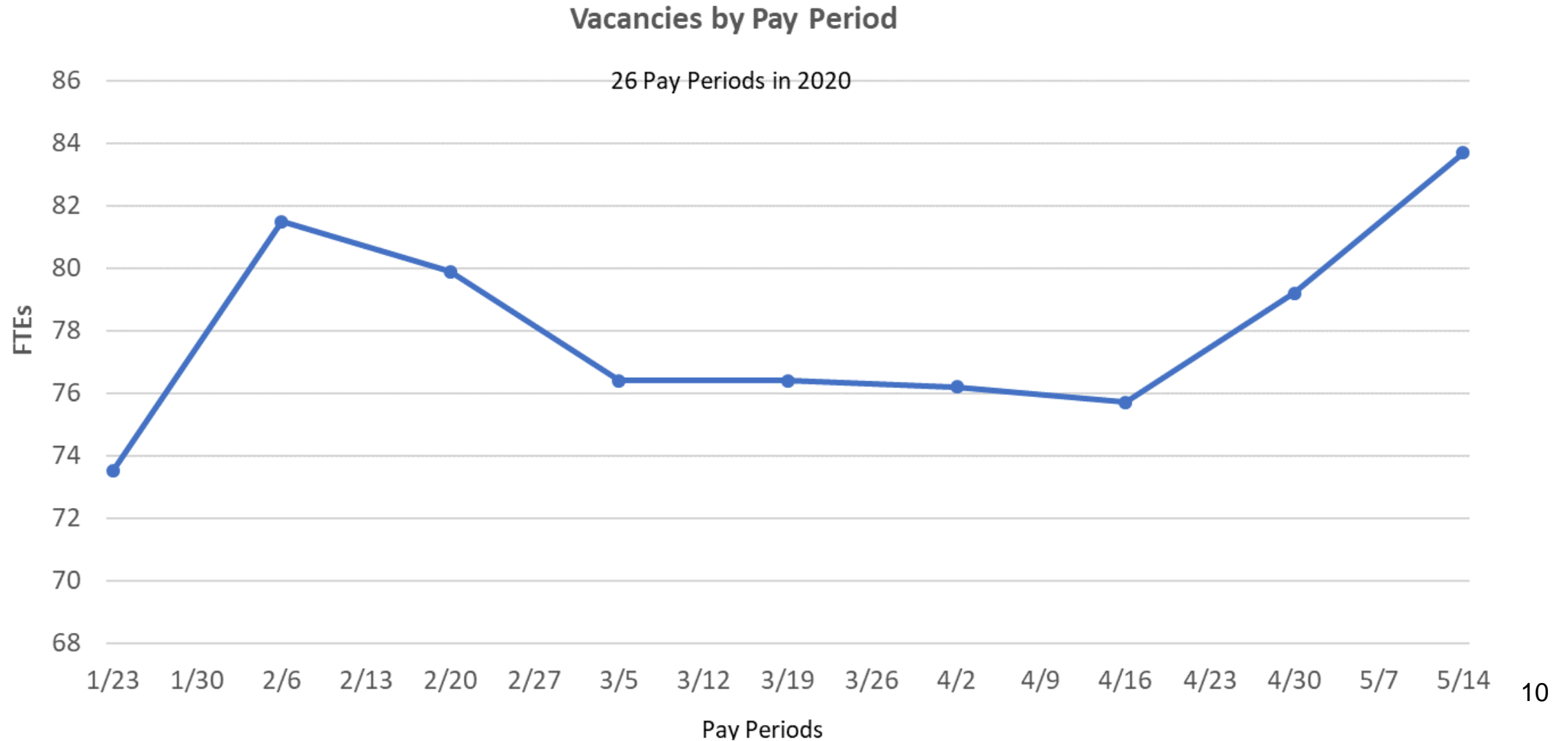
	Awarding Entity	Awarded	Applied For	Total
COVID-19 Response Grant	State	\$ 393,362		\$ 393,362
Community Development Block Grant - COVID Funds	Federal	\$1,134,381		\$1,134,381
Emergency Solutions Grant (ESG)	Federal	\$ 571,921		\$ 571,921
Pohlad - COVID Homeless Prevention Grant	Other	\$ 99,900		\$ 99,900
FHPAP	State		\$ 20,250	\$ 20,250
Emergency Services Program (ESP, in Housing)	State		\$ 83,130	\$ 83,130
FEMA Public Assistance Grant	Federal		???	\$ -
FEMA Individual Assistance Grant	Federal		???	\$ -
Emergency Preparedness Management Grant - Supplement	State		\$ 49,370	\$ 49,370
FY 2020 Coronavirus Emergency Supplemental Funding Program (BJA)	Federal		\$ 58,008	\$ 58,008
Totals		\$2,199,564	\$ 210,758	\$2,410,322

Dakota County COVID-19 Financial Snapshot - Expenses

Projected Salary and Benefits Savings



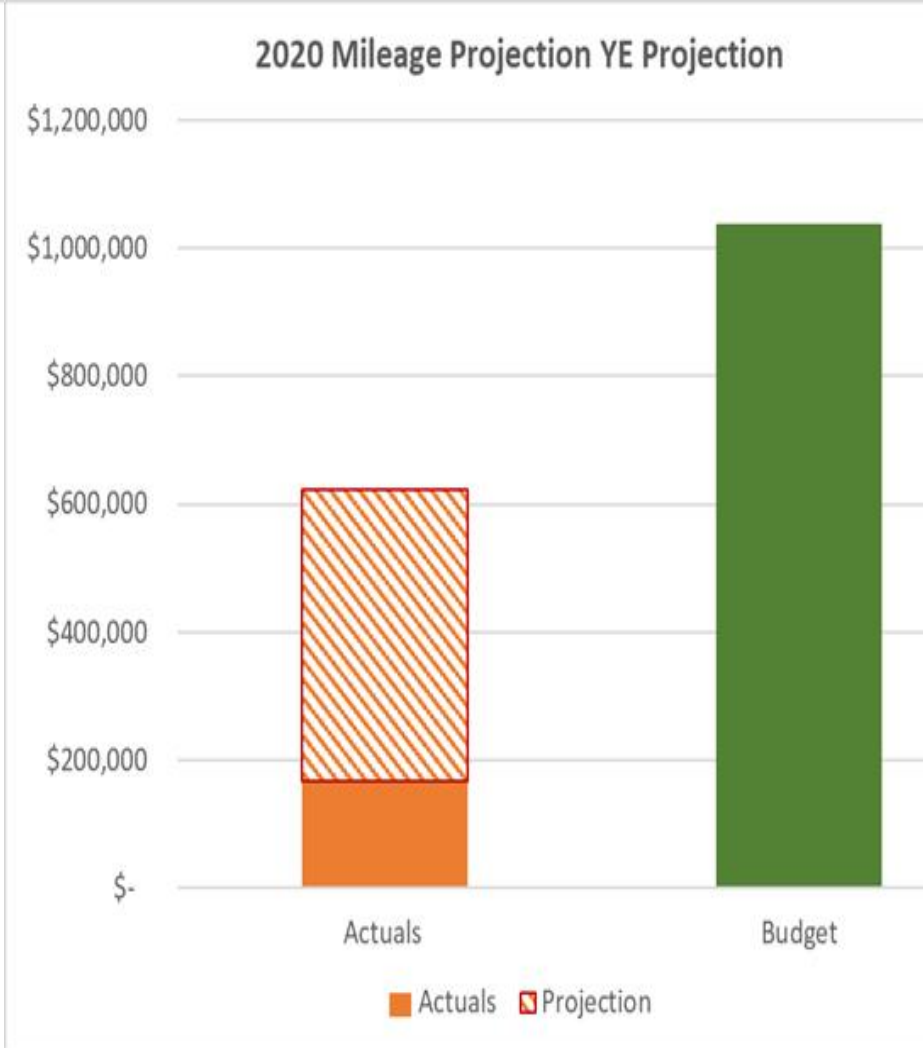
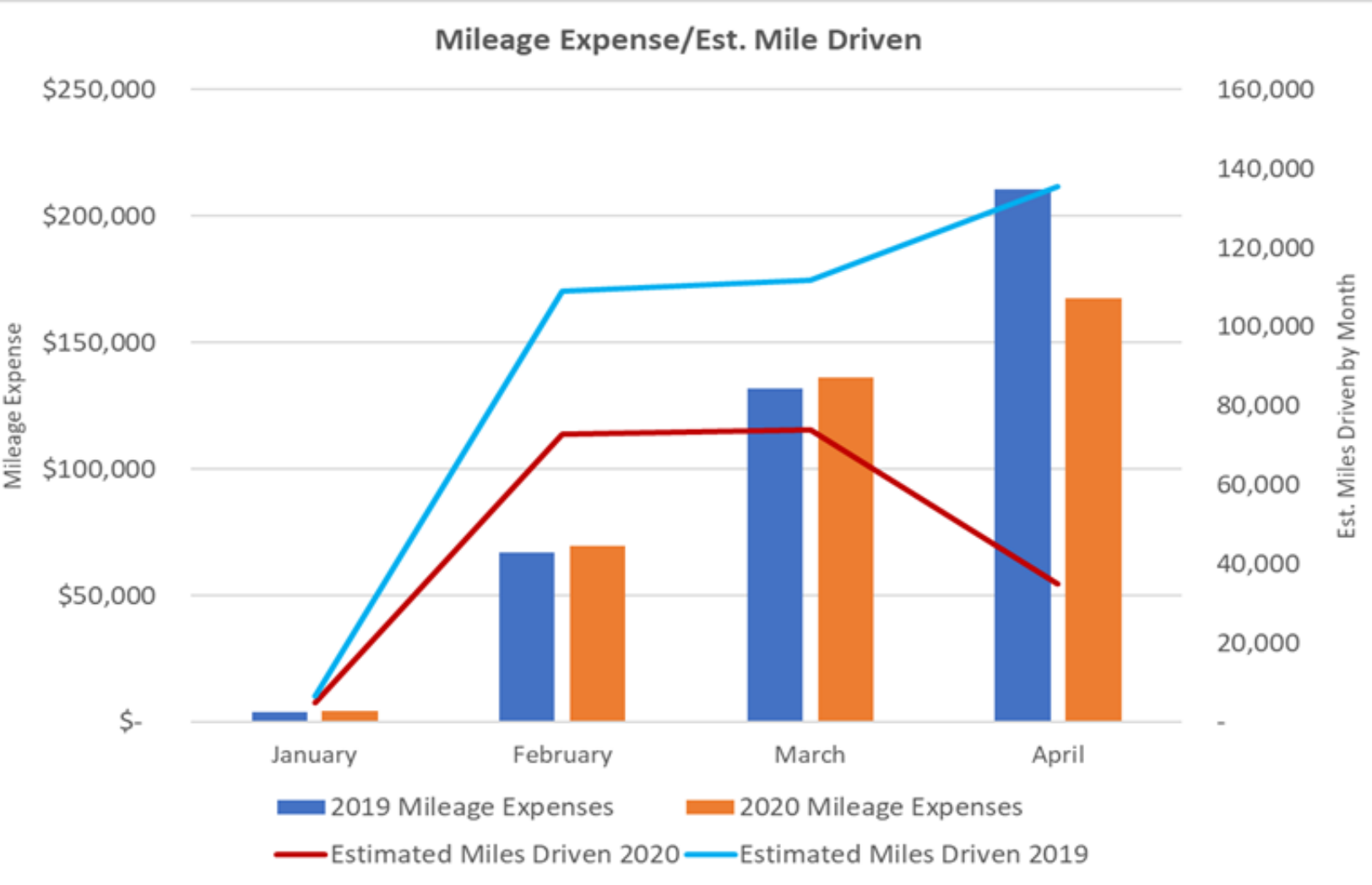
Vacancy Trends



Projected Mileage Savings



Efficient, Effective, Responsive

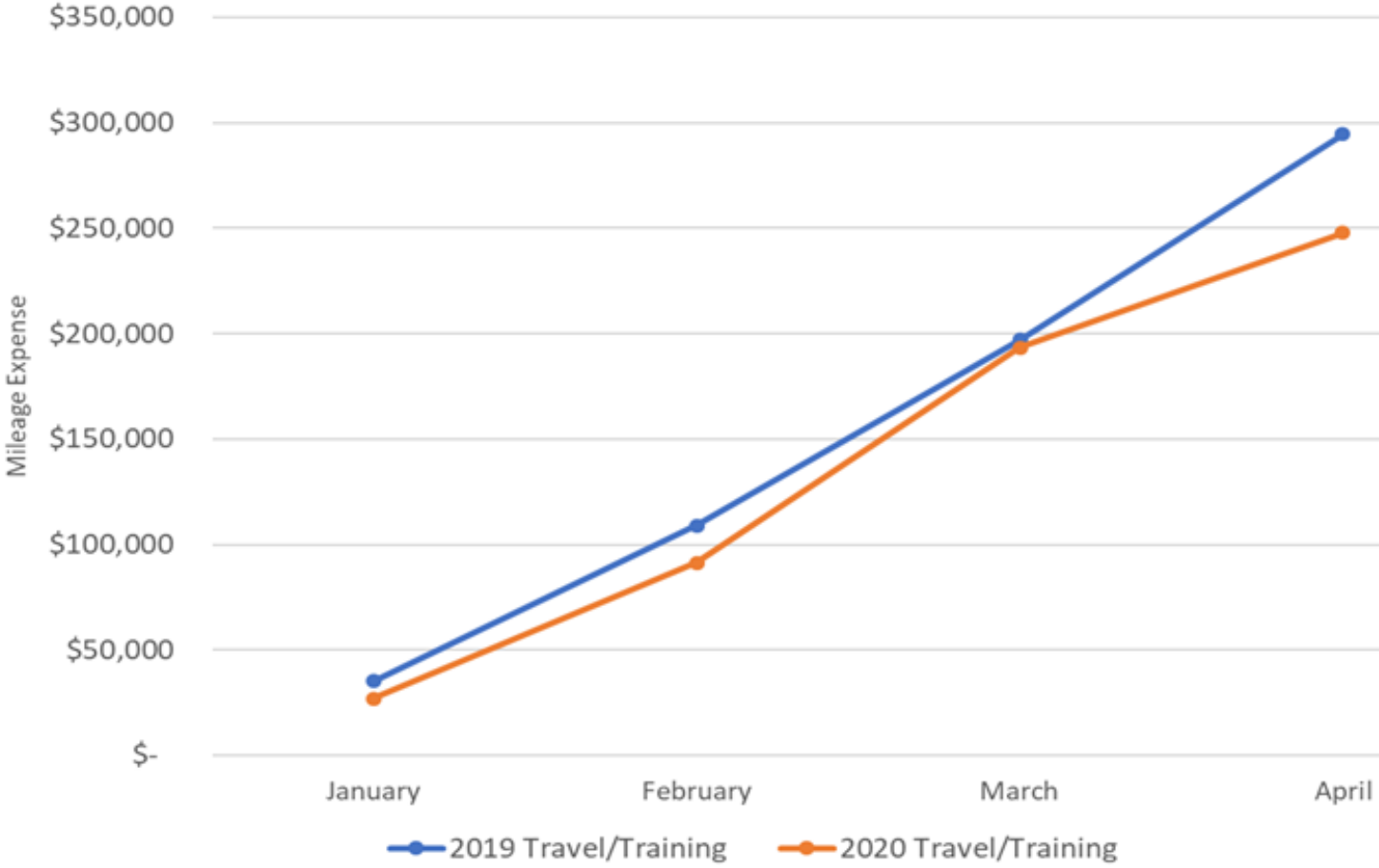


Projected Travel/Training Savings

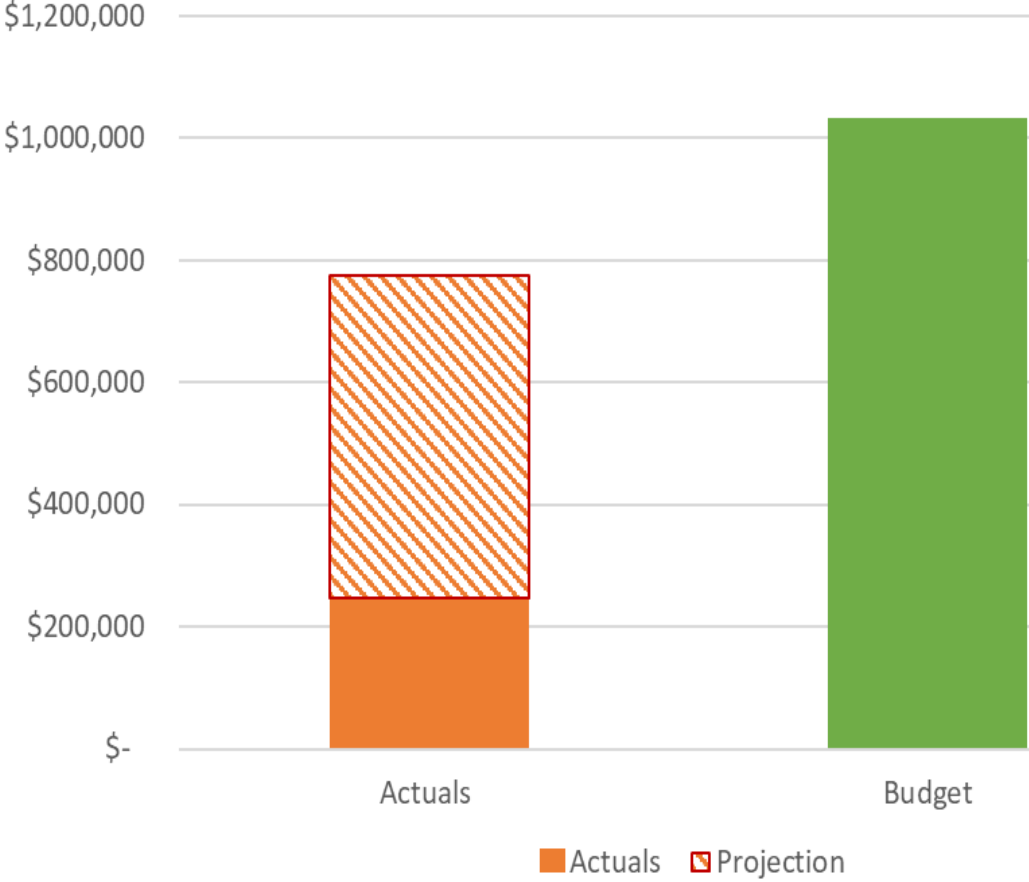


Efficient, Effective, Responsive

Travel/Training Expense Comparison



2020 Travel/Training YE Projection



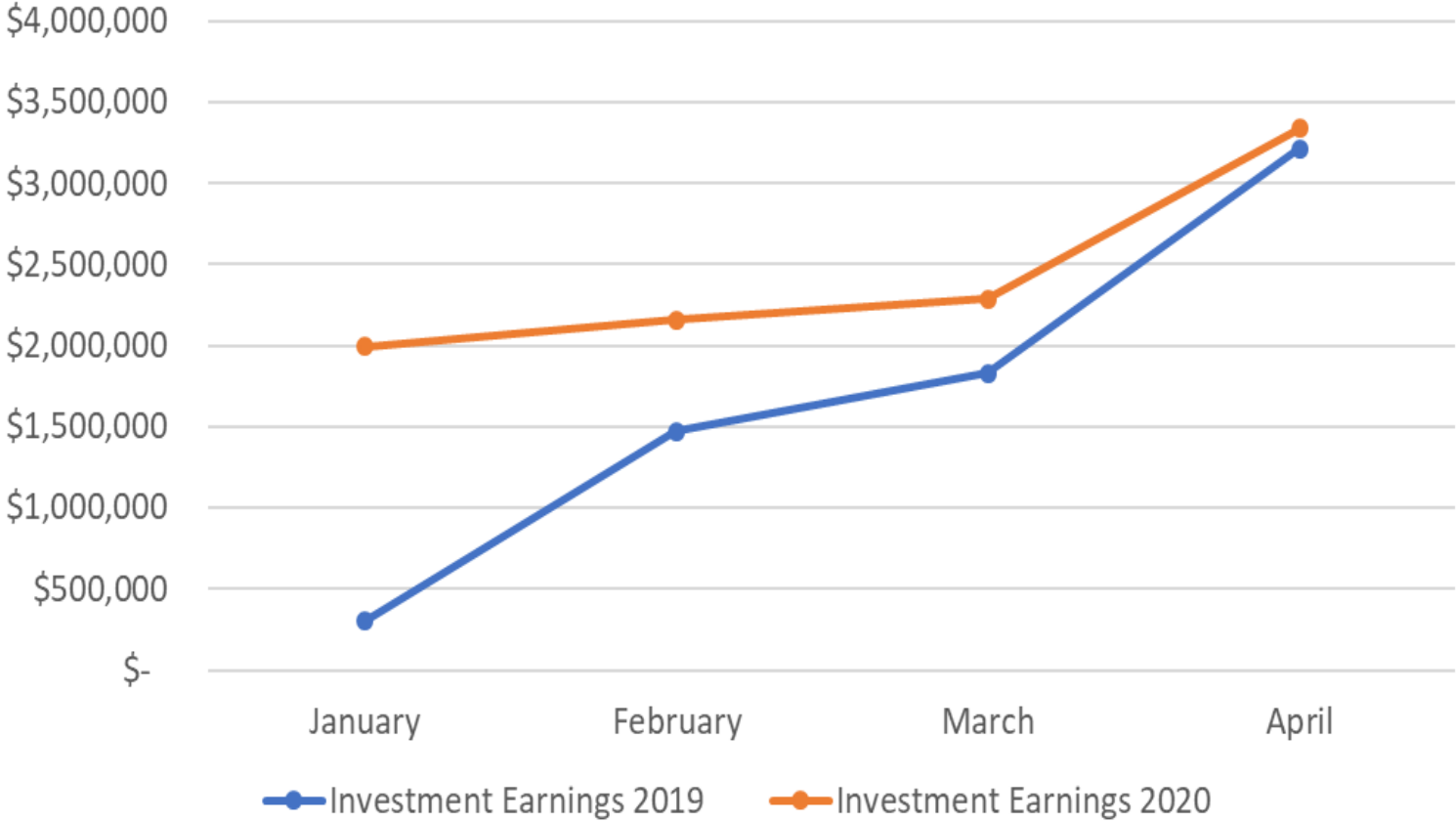
Dakota County COVID-19 Financial Snapshot - Revenues

Projected Investment Earnings

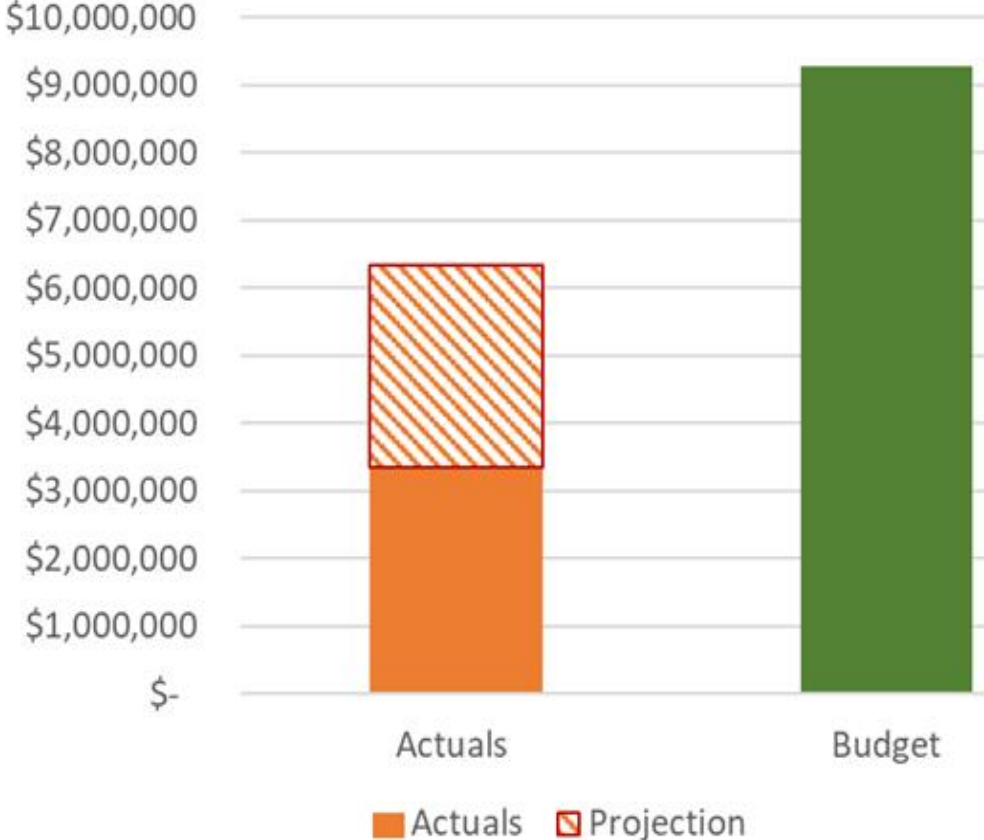


Efficient, Effective, Responsive

Investment Earnings Comparison



2020 Investment Earnings YE Projection

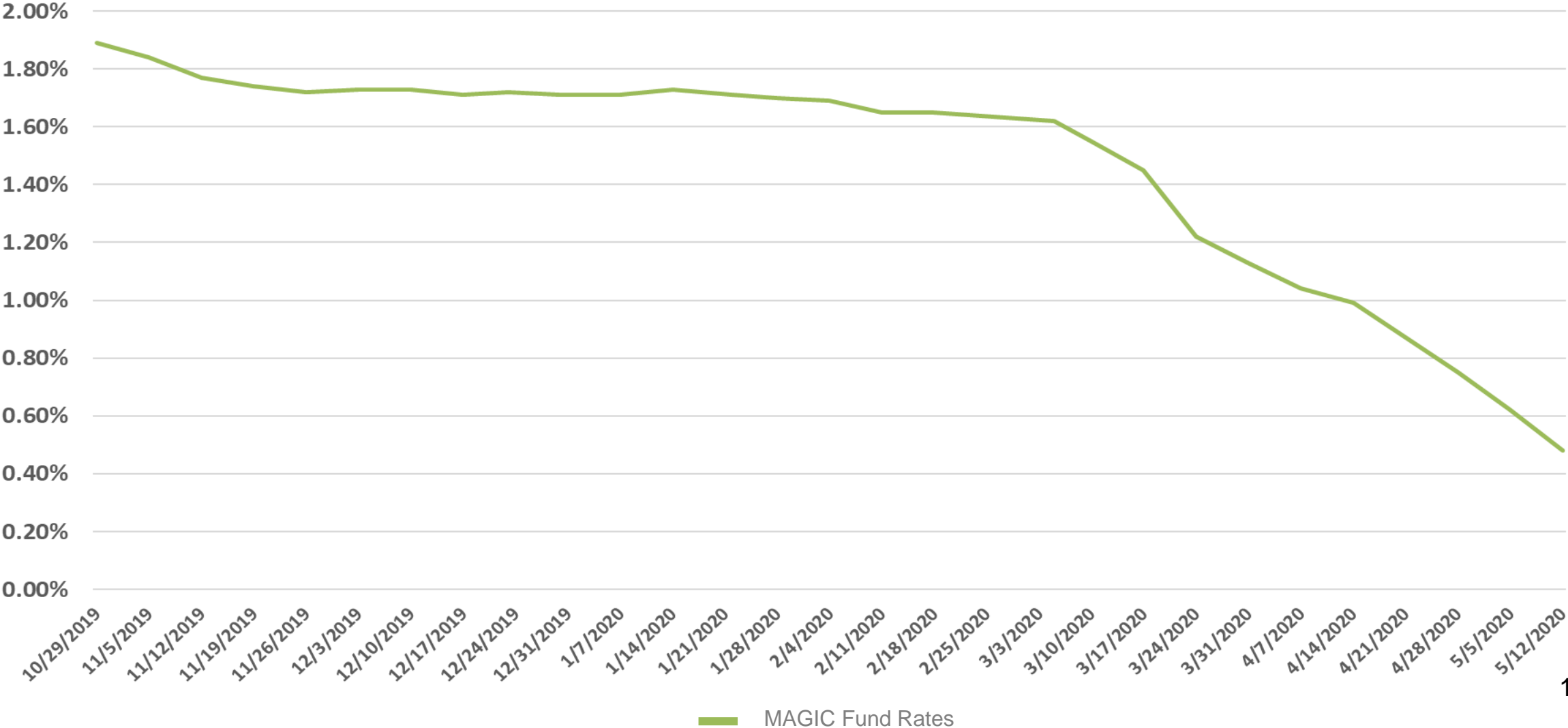


Short-term Interest Rate History



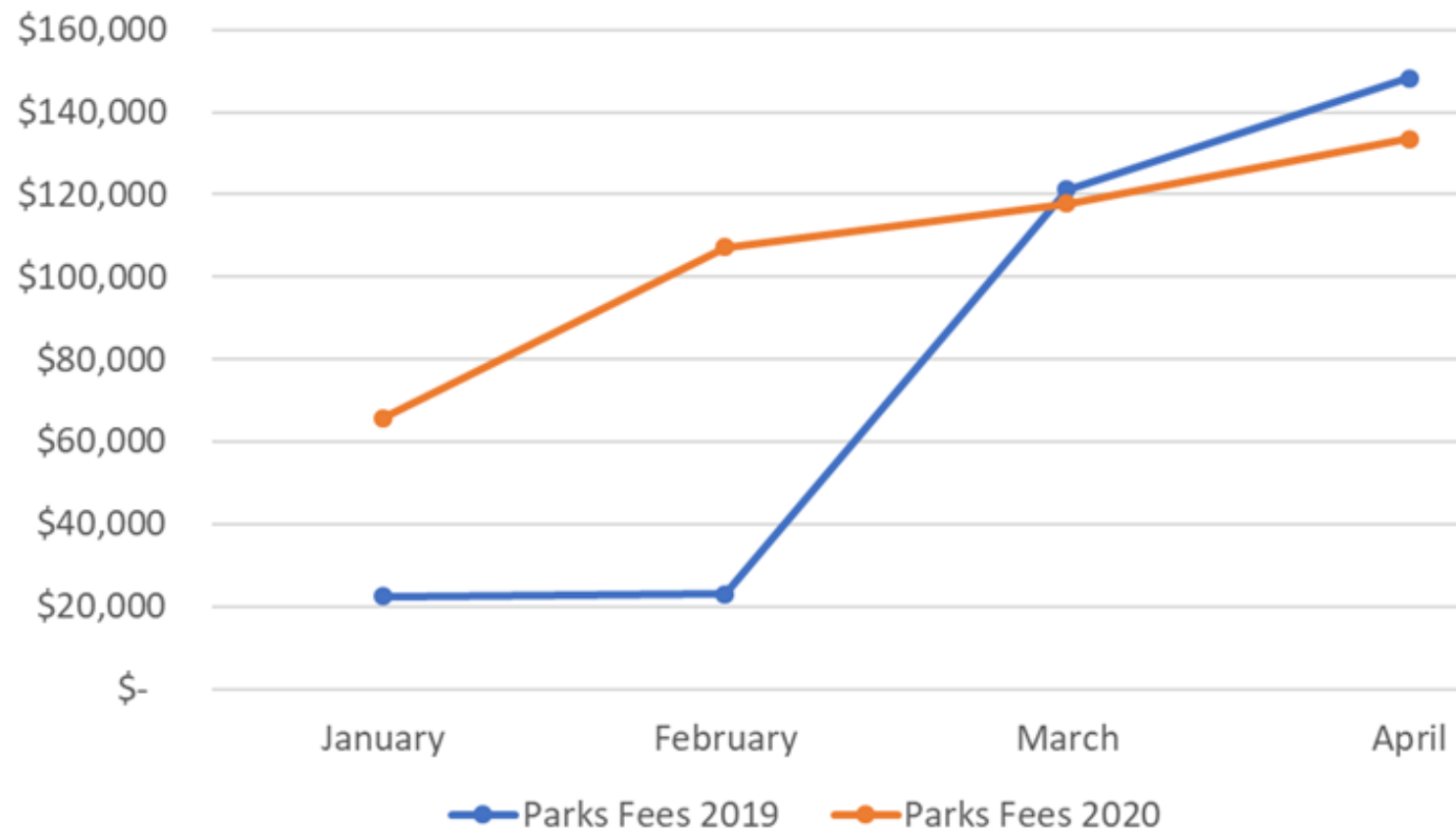
Efficient, Effective, Responsive

Short Term Interest Rates

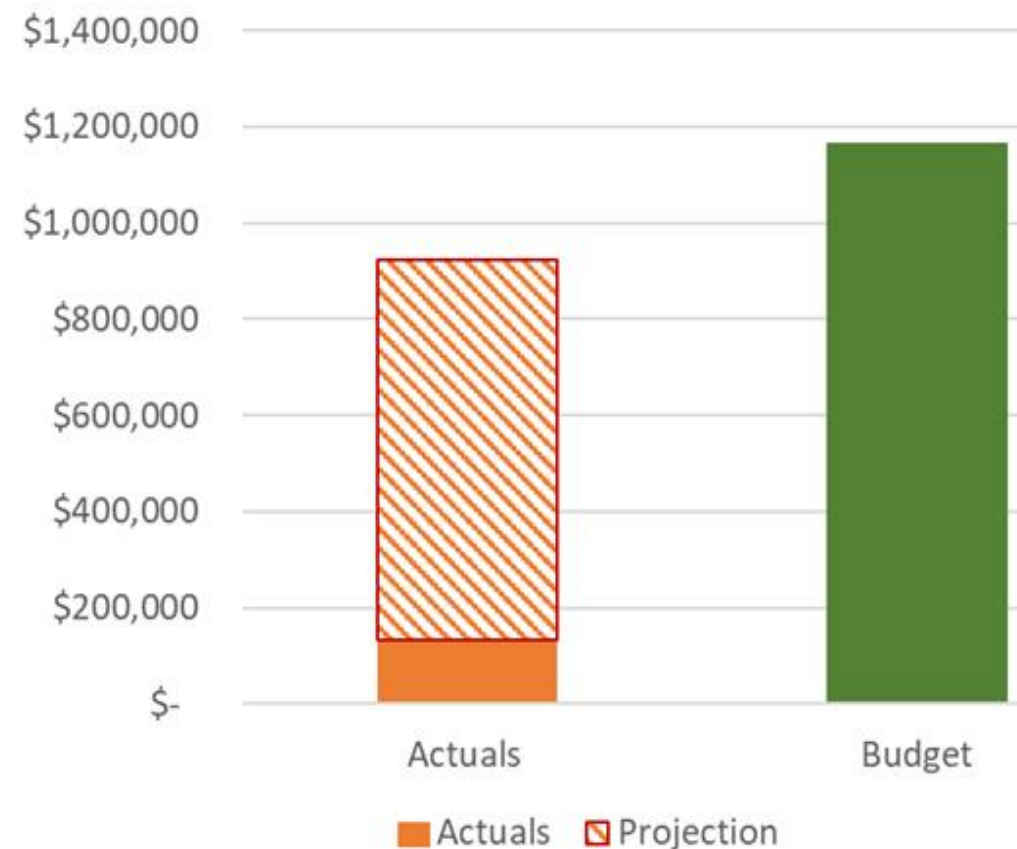


Projected Parks Fees/Permits Revenue

Park Fees/Permits Comparison

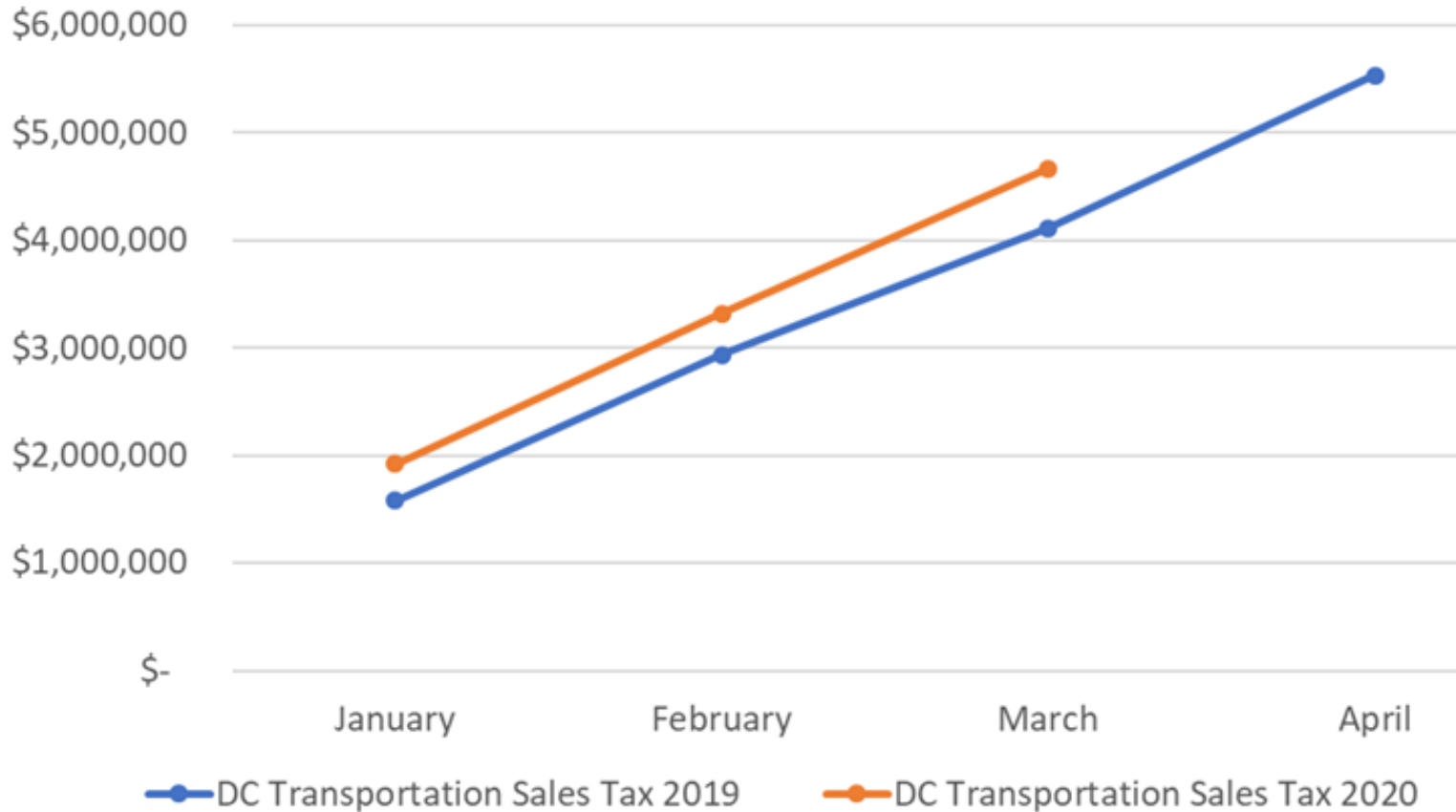


2020 Park Fees/Permits YE Projection

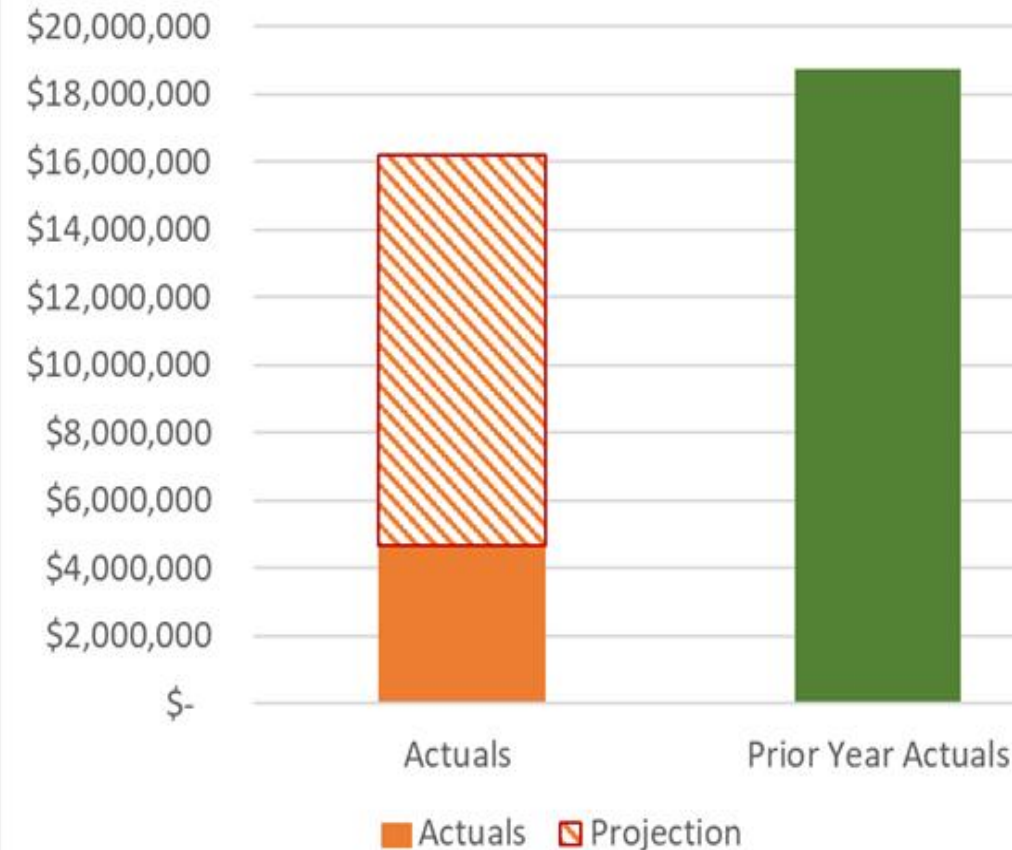


Projected Dakota County Transportation Sales Tax Receipts

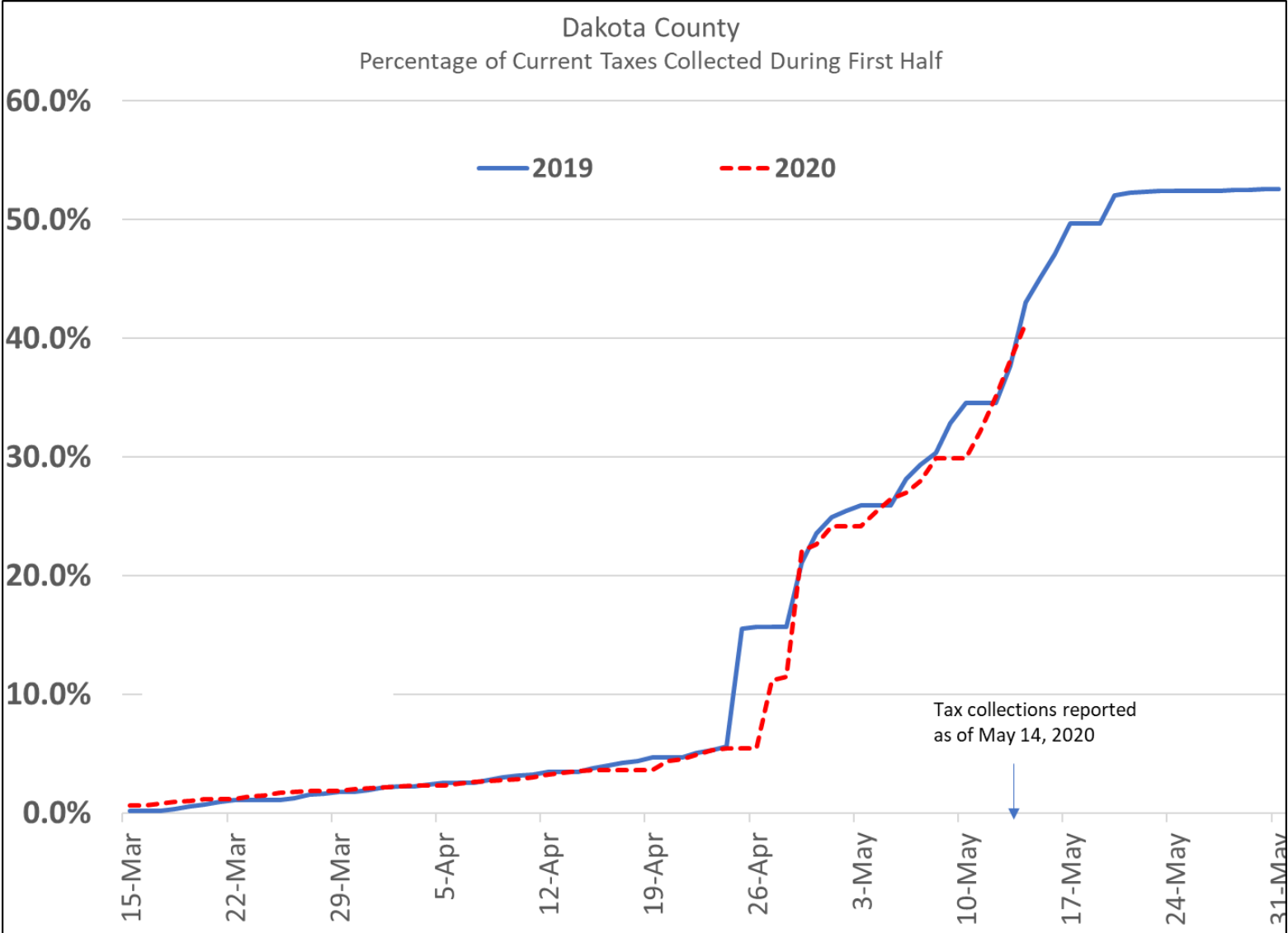
DC Transportation Sales Tax Comparison



2020 DC Transportation Sales Tax YE Projection



Property Tax Collections



Year-End Projections - Operations

Total Operating Budget Year-End Projections by Major Categories

Projection Summary - As of April 2020

in millions

Object Category	Actuals	Amended Forecast	Forecast % of Budget	Budget	Variance
Property Taxes	\$ 26.6	\$ 138.4	100%	\$ 138.4	\$ -
Charges for Services/Other	\$ 12.7	\$ 44.8	95%	\$ 47.2	\$ (2.3)
Licenses & Permits	\$ 1.1	\$ 1.4	102%	\$ 1.4	\$ 0.0
Federal Revenue	\$ 3.1	\$ 33.1	96%	\$ 34.3	\$ (1.2)
State Revenue	\$ 8.6	\$ 50.5	100%	\$ 50.7	\$ (0.2)
Other Intergovernmental Rev	\$ 1.0	\$ 5.7	94%	\$ 6.0	\$ (0.3)
Other Financing Sources	\$ 0.0	\$ 0.2	98%	\$ 0.2	\$ (0.0)
Revenue	\$ 53.3	\$ 274.1	99%	\$ 278.1	\$ (4.0)
Salaries/Benefits	\$ 54.8	\$ 187.8	95%	\$ 198.7	\$ 10.9
Dept/County Support	\$ 8.3	\$ 24.5	100%	\$ 24.4	\$ (0.1)
Travel/Training	\$ 0.4	\$ 1.4	69%	\$ 2.0	\$ 0.6
Office Support	\$ 0.7	\$ 2.5	93%	\$ 2.6	\$ 0.2
Materials/Supplies	\$ 1.2	\$ 2.2	89%	\$ 2.5	\$ 0.3
Citizen/Client Related Service	\$ 11.0	\$ 47.5	97%	\$ 48.9	\$ 1.5
Interdepartmental	\$ (0.8)	\$ (9.0)	98%	\$ (9.2)	\$ (0.2)
Capital, Debt, Other Financing	\$ 1.7	\$ 7.9	97%	\$ 8.1	\$ 0.2
Expense	\$ 77.2	\$ 264.8	95%	\$ 278.1	\$ 13.4
Projected Contribution to Fund Balance	\$ (23.9)	\$ 9.3		\$ -	\$ 9.3

Budget Development Process

- June 16 – County Board Budget Workshop #1
- August 18 - County Board Budget Workshop #2
- September 1 - GGP Budget Update
- September 22 - County Board Adoption of maximum levy
- November 3-6 – County Board Budget Hearings
- December 1 – CIP Public Hearings
- December 1 – County Board Budget Public Hearing (“Truth-In-Taxation”)
- December 15 – County Board Adoption of 2021 Budget

Questions?